


SL3730

DIESEL POWERED SKID STEER

COMPACT, RELIABLE, WITH PILOT OPERATED JOYSTICK CONTROLS

The SL3730 is ideal for working in confined spaces with maximum flexibility. With an operating weight of 2955 lbs., the SL3730 can handle an operating load (SAE Standard) of up to 728 lbs., with a breakout force of 1658 ft/lb. The SL3730 Skid Steer Loader is equipped with a 21 Hp. Yanmar Diesel engine ensuring excellent performance in the most complex applications.



✓ Enclosed cabin is optional

✓ Auxiliary hydraulics makes it easy to hookup options

✓ 37 inches wide to fit through most gates and tight spaces



✓ Auto-leveling bucket comes standard




Technical specifications

| | SL-3730 |
|-----------------------|---------------------|
| Model # | SL-3730 |
| Engine* - Diesel | Yanmar, 21 hp |
| SAE Load Capacity 35% | 728 lbs. |
| Tipping Load 50% | 1,455 lbs. |
| Bucket Breakout Force | 1,658 ft/lb |
| Max. Speed | 4.5 mph |
| Fuel Tank Capacity | 2.2 gal |
| Hydraulic Pressure | 2,610 psi |
| Auxillary Flow | 7.4 gpm |
| ROPS Compliance | ISO 3471:1994 |
| FOPS Compliance | ISO 3449:1998 Ivl 1 |

EASY TO USE PILOT CONTROLS

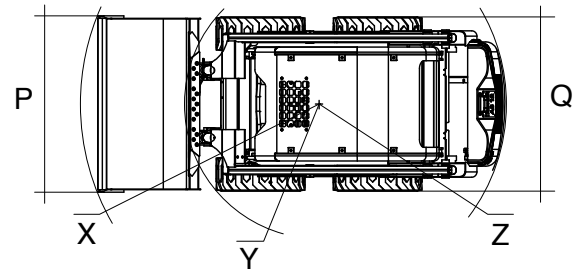
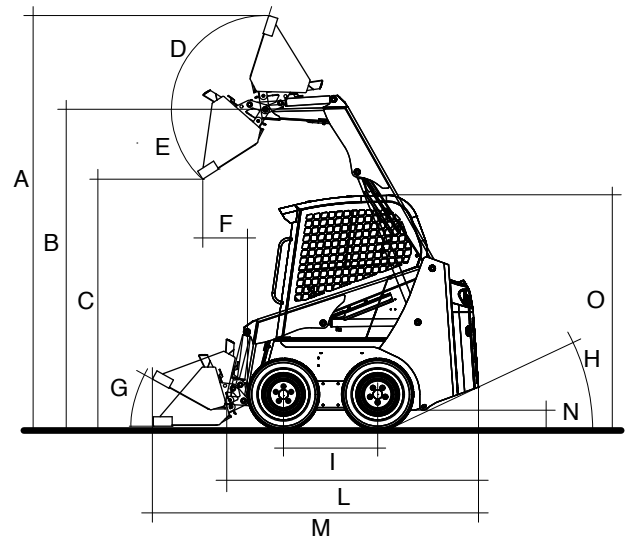


AUXILLARY QUICK CONNECTS



MAINTENANCE MADE EASY

The machine is designed to be easy to service with minimal downtime: the rear hatch opens to 90° for comfortable access to both sides of the engine and oil tank. Two powerful jacks eliminate all effort in quickly tilting the cab out of the way for simplified access to the hydraulic pumps, motors, valves and fluid lines.



Working Ranges and Dimensions

SL-3730

| | |
|---|-------------|
| A Operating Height - Fully Raised | 10'10" |
| B Height to Hinge Pin - Fully Raised | 8'4" |
| C Dump Height | 6'8" |
| D Bucket Tilt Angle | 112° |
| E Dumping Angle at Max Height | 31° |
| F Dump Reach - Fully Raised | 1'2" |
| G Maximum Rollback at Ground | 34° |
| H Departure Angle | 27° |
| I Wheel Base Length | 2'6" |
| L Total Length (w/o bucket) | 6'7" |
| M Total Length | 8'6" |
| N Minimal Ground Clearance | 6" |
| O Overall Height | 6'2" |
| P Bucket Width | 3'2" - 3'8" |
| Q Crawler Width | 3'1" - 3'8" |
| X Front Clearance Radius (with bucket) | 5'1" |
| Y Front Clearance Radius | 2'8" |
| Z Rear Clearance Radius | 3'11" |